

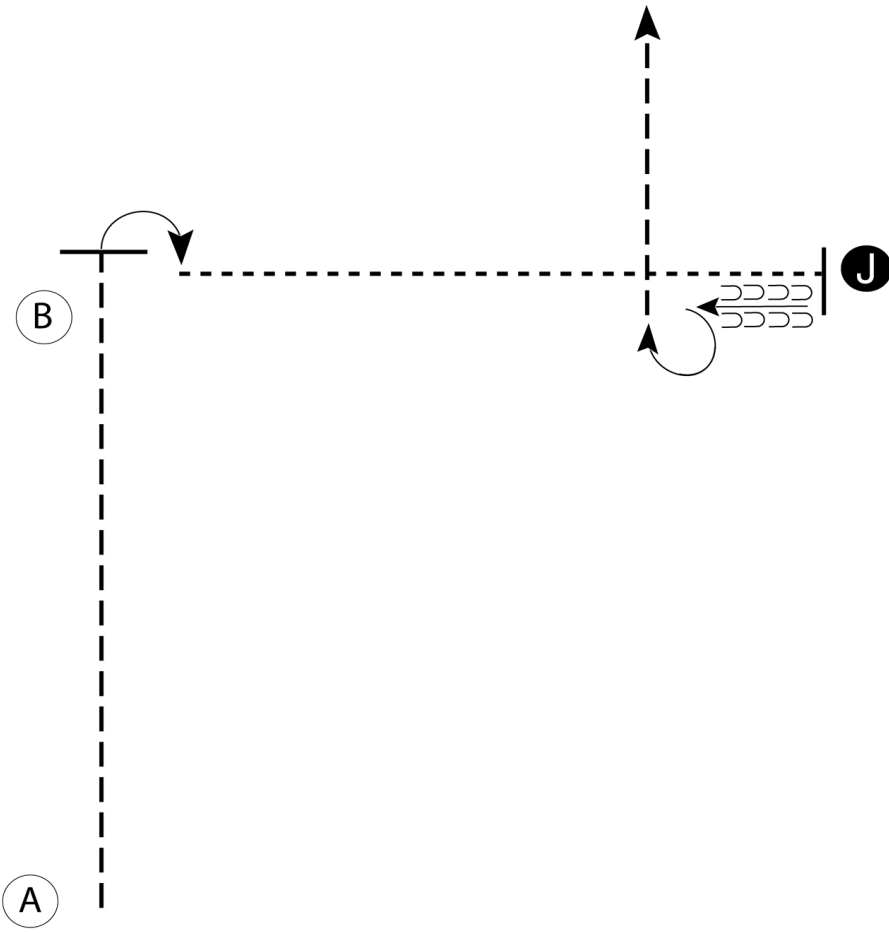
# Donna Ruth Memorial Horse Show

Senior, Amateur, SPB Amateur

Show Date: 05-28-2023

w w w . H o r s e S h o w P a t t e r n s . c o m

w w w . H o r s e S h o w P a t t e r n s . c o m



- 1. Begin at A. Trot from A past B
- 2. Stop and perform a 90 degree turn
- 3. Walk to the Judge, stop and set up for inspection
- 4. When dismissed back one horse length and perform a 270 degree turn
- 5. Trot to the line-up

Walk	-----
Trot	- - - - -
Back	←
Marker	ⓑ
Judge	ⓙ

[S/1-14]

Pattern Provided by:  
*Andrea Gutmann*

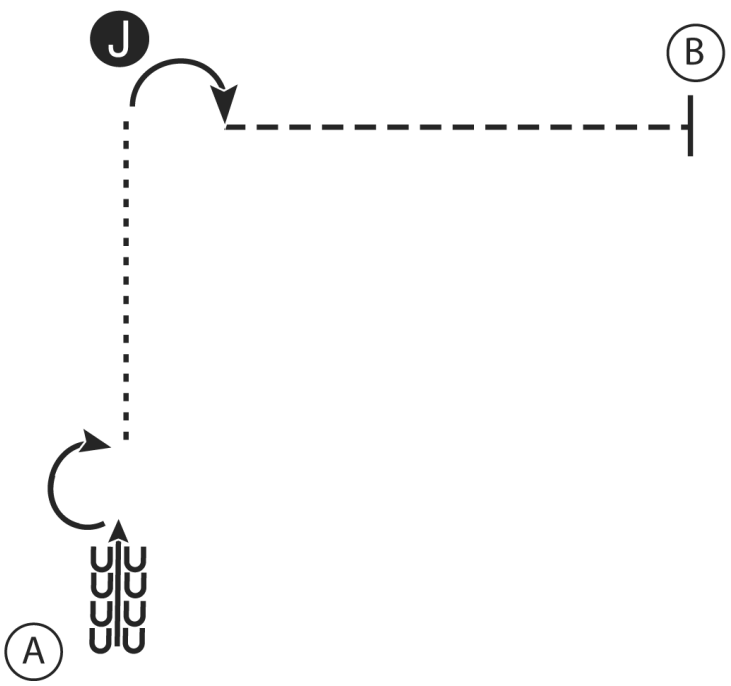
# Donna Ruth Memorial Horse Show

Youth, SPB Youth, Nov. Amateur

Show Date: 05-28-2023

w w w . H o r s e S h o w P a t t e r n s . c o m

w w w . H o r s e S h o w P a t t e r n s . c o m



- 1. Back 4 steps at A
- 2. Perform a 180 degree turn
- 3. Walk to the judge and set up for inspection
- 4. When dismissed perform a 90 degree turn and trot to B
- 5. Stop at B

Walk - - - - -

Trot - - - - -

Back ← [Back Step Symbols]

Marker (B)

Judge (J)

[S/1-2]

Pattern Provided by:  
*Andrea Gutmann*

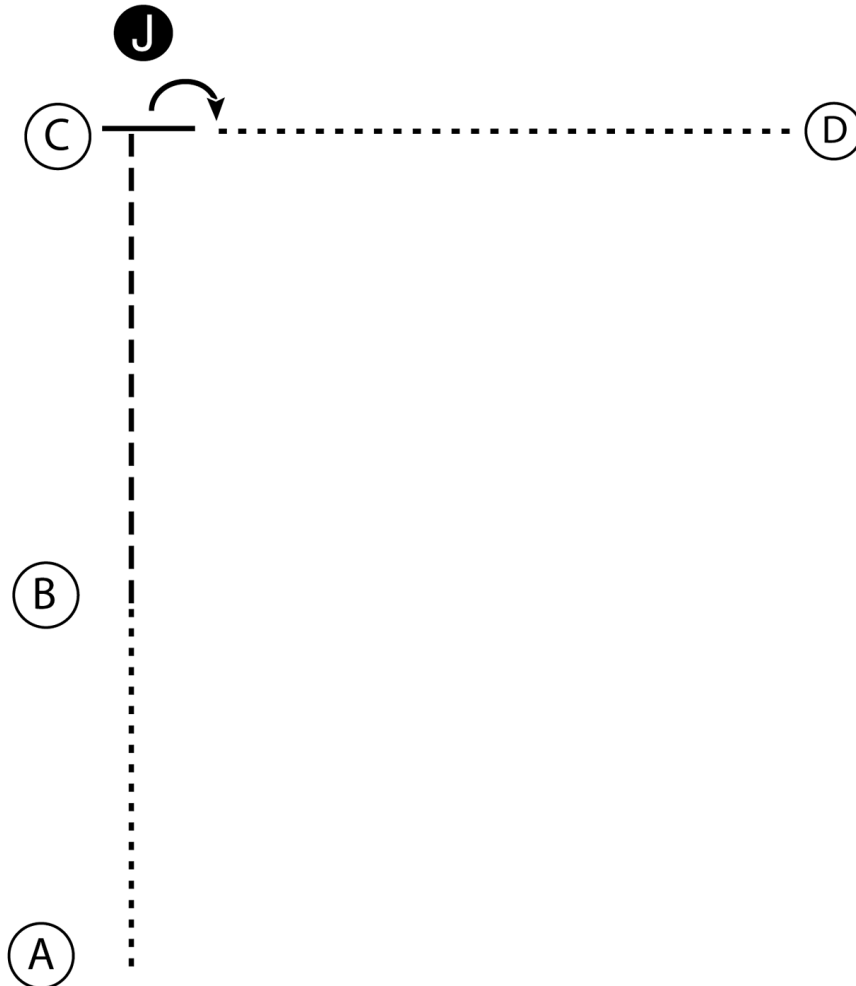
# Donna Ruth Memorial Horse Show

## Youth Walk Trot, Amateur Walk Trot (Walk Only)


Show Date: 05-28-2023

w w w . H o r s e S h o w P a t t e r n s . c o m

w w w . H o r s e S h o w P a t t e r n s . c o m



1. Walk from A to B.
2. Trot from B to C.
3. Stop at C and set up for inspection.
4. When dismissed perform a 90 degree turn.
5. Walk to D.

Walk .....  
Trot - - - - -  
Back ←   
Marker (B)  
Judge (J)

[S/1-4]

Pattern Provided by:  
*Andrea Gutmann*

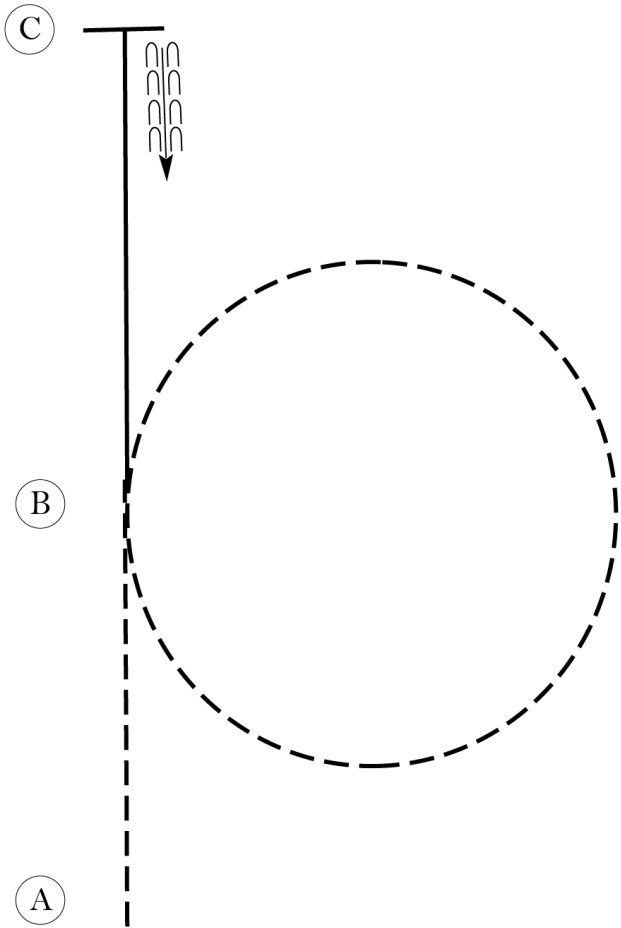
# Donna Ruth Memorial Horse Show

Senior, Amateur, SPB Amateur

Show Date: 05-28-2023

w w w . H o r s e S h o w P a t t e r n s . c o m

w w w . H o r s e S h o w P a t t e r n s . c o m



Be ready before A.

1. Sitting trot A to B.
2. At B, posting trot circle to the right on proper diagonal.
3. At B, canter on the left lead to C.
4. Stop at C and back approximately one horse length.

Walk	-----
Trot	- - - - -
Extended Trot	— — — — —
Canter	—————
Leg Yield	
Lead Change	↙ ↘
Back	← ← ← ← ←
Marker	⊙
Sidepass	← — — — — →
Hand Gallop	— — — — —

[HSE/1-2]

Pattern Provided by:  
*Andrea Gutmann*

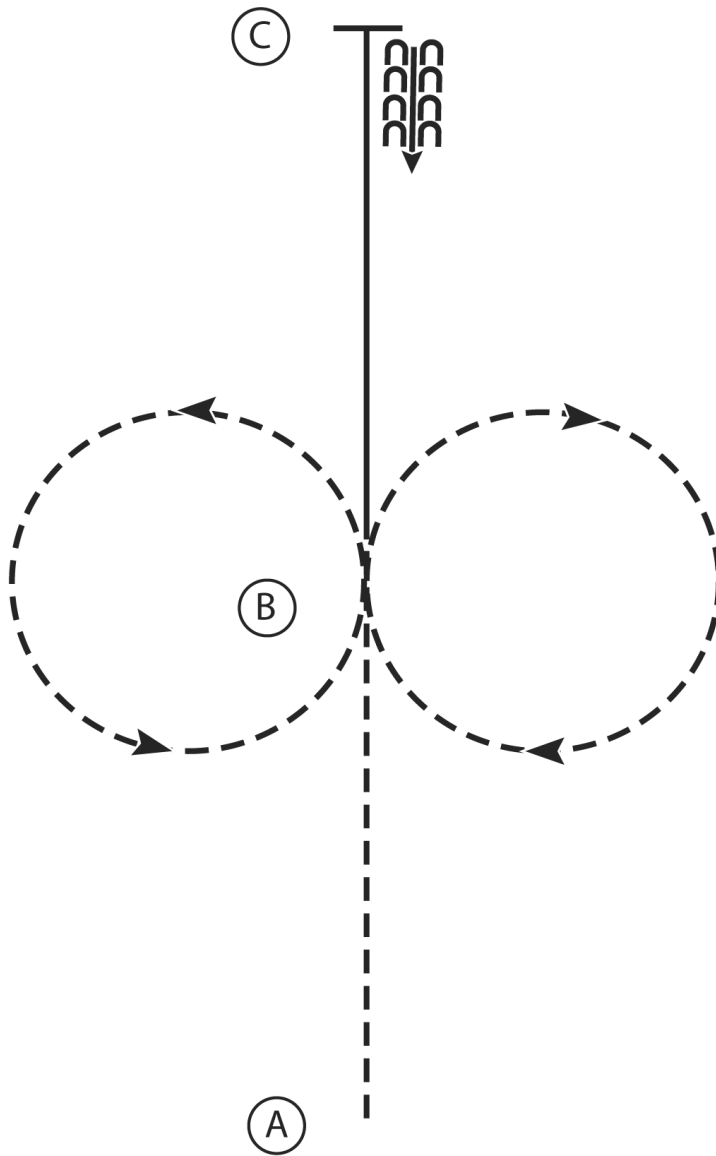
# Donna Ruth Memorial Horse Show

Youth, SPB Youth, Nov. Amateur

Show Date: 05-28-2023

w w w . H o r s e S h o w P a t t e r n s . c o m

w w w . H o r s e S h o w P a t t e r n s . c o m



1. Sitting trot A to B
2. At B posting trot circle to the right
3. At B posting trot circle to the left
4. At B canter on the left lead to C
5. At C stop and back 4 steps

Walk	.....
Trot	- - - - -
Extended Trot	- - - - -
Canter	—————
Leg Yield	
Lead Change	— / —
Back	← C C C C
Marker	⊙ B
Sidepass	← - - - - →

[HSE/1-6]

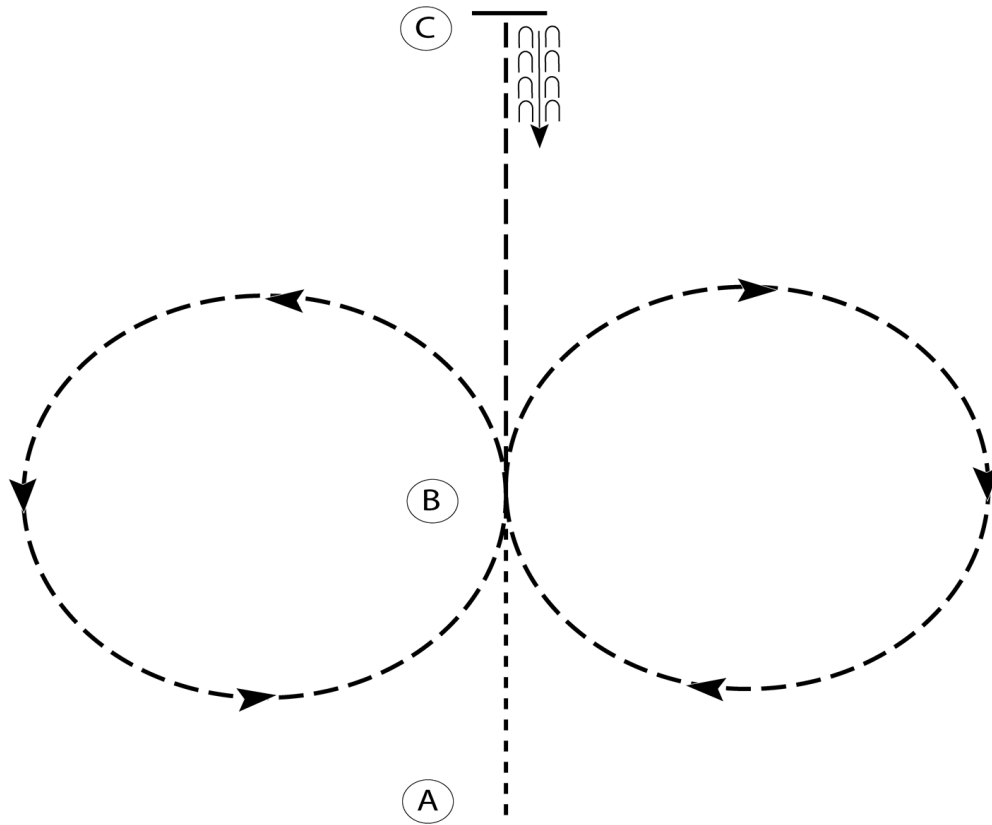
Pattern Provided by:

Andrea Gutmann

# Donna Ruth Memorial Horse Show

## Youth Walk Trot, Amateur Walk Trot

Show Date: 05-28-2023



1. Walk A to B.
2. At B posting trot a circle to the right on the proper diagonal.
3. At B posting trot a circle to the left on the proper diagonal.
4. At B sitting trot to C.
5. At C stop and back approximately one horse length.

Walk	-----
Trot	- - - - -
Extended Trot	— — — — —
Canter	—————
Leg Yield	
Lead Change	— / —
Back	← ← ← ← ←
Marker	(B)
Sidepass	← — — — — →
Hand Gallop	— — — — —

[HSE/WT-5]

Pattern Provided by:

*Andrea Gutmann*

w w w . H o r s e S h o w P a t t e r n s . c o m

w w w . H o r s e S h o w P a t t e r n s . c o m

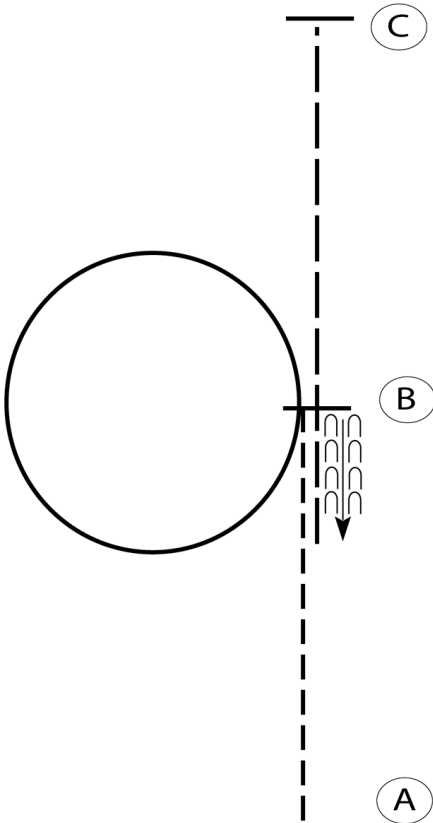
# Donna Ruth Memorial Horse Show

Senior, Amateur, SPB Amateur

Show Date: 05-28-2023

w w w . H o r s e S h o w P a t t e r n s . c o m

w w w . H o r s e S h o w P a t t e r n s . c o m



Be ready at A.

- 1. Jog from A to B.
- 2. Lope a circle to the left on the left lead.
- 3. Stop at B.
- 4. Back one horse length at B.
- 5. Extend the jog to C.
- 6. Stop at C.

Follow the instructions of your ring steward.

Walk	-----
Jog	- - - - -
Extended Jog	- - - - -
Lope	—————
Leg Yield	
Lead Change	— / —
Back	← u u u u u
Marker	Ⓚ
Sidepass	←-----→

[WH/1-18]

Pattern Provided by:  
*Andrea Gutmann*

# Donna Ruth Memorial Horse Show

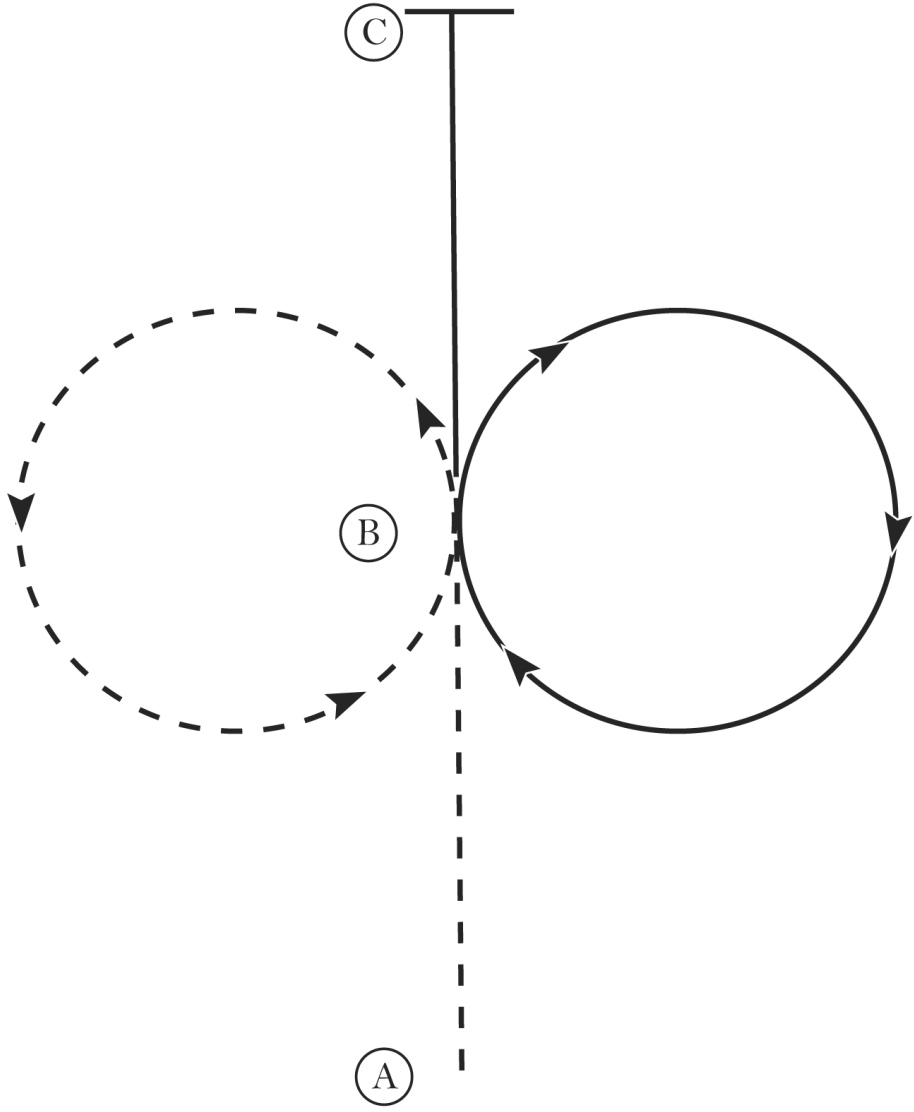
Youth, SPB Youth, Nov. Amateur

Show Date: 05-28-2023

w w w . H o r s e S h o w P a t t e r n s . c o m

w w w . H o r s e S h o w P a t t e r n s . c o m

1. Jog A to B
2. At B jog a circle to the left
3. At B lope a circle to the right on the right lead
4. Continue the lope to C
5. At C stop



Walk	.....
Jog	- - - - -
Extended Jog	- - - - -
Lope	—————
Leg Yield	
Lead Change	↘
Back	←←←←← ←←←←←
Marker	(B)
Sidepass	←- - - ->

[WH/1-9]

Pattern Provided by:  
*Andrea Gutmann*



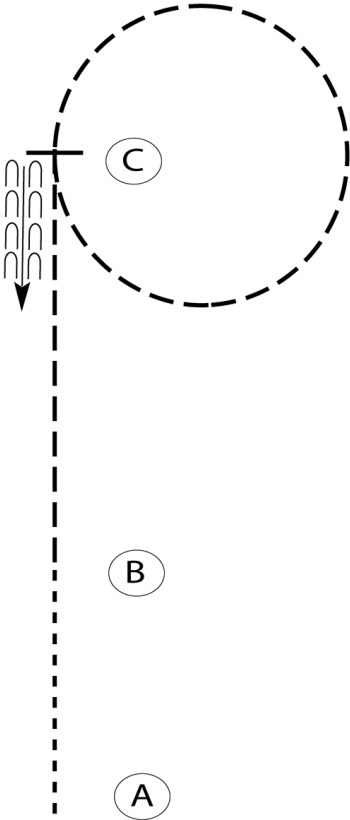
# Donna Ruth Memorial Horse Show

## Youth Walk Trot, Amateur Walk Trot

Show Date: 05-28-2023

w w w . H o r s e S h o w P a t t e r n s . c o m

w w w . H o r s e S h o w P a t t e r n s . c o m



Be ready at A.

- 1. Walk from A to B.
- 2. Jog from B to C.
- 3. Even with C, jog a circle to the right.
- 4. Stop at C and back one horse length

Retire to the rail or line up at a jog.

Walk	-----
Jog	-----
Extended Jog	-----
Lope	—————
Leg Yield	
Lead Change	—/—
Back	←←← ←←←
Marker	⊙ B
Sidepass	←-----→

[WH/WT-20]

Pattern Provided by:  
*Andrea Gutmann*

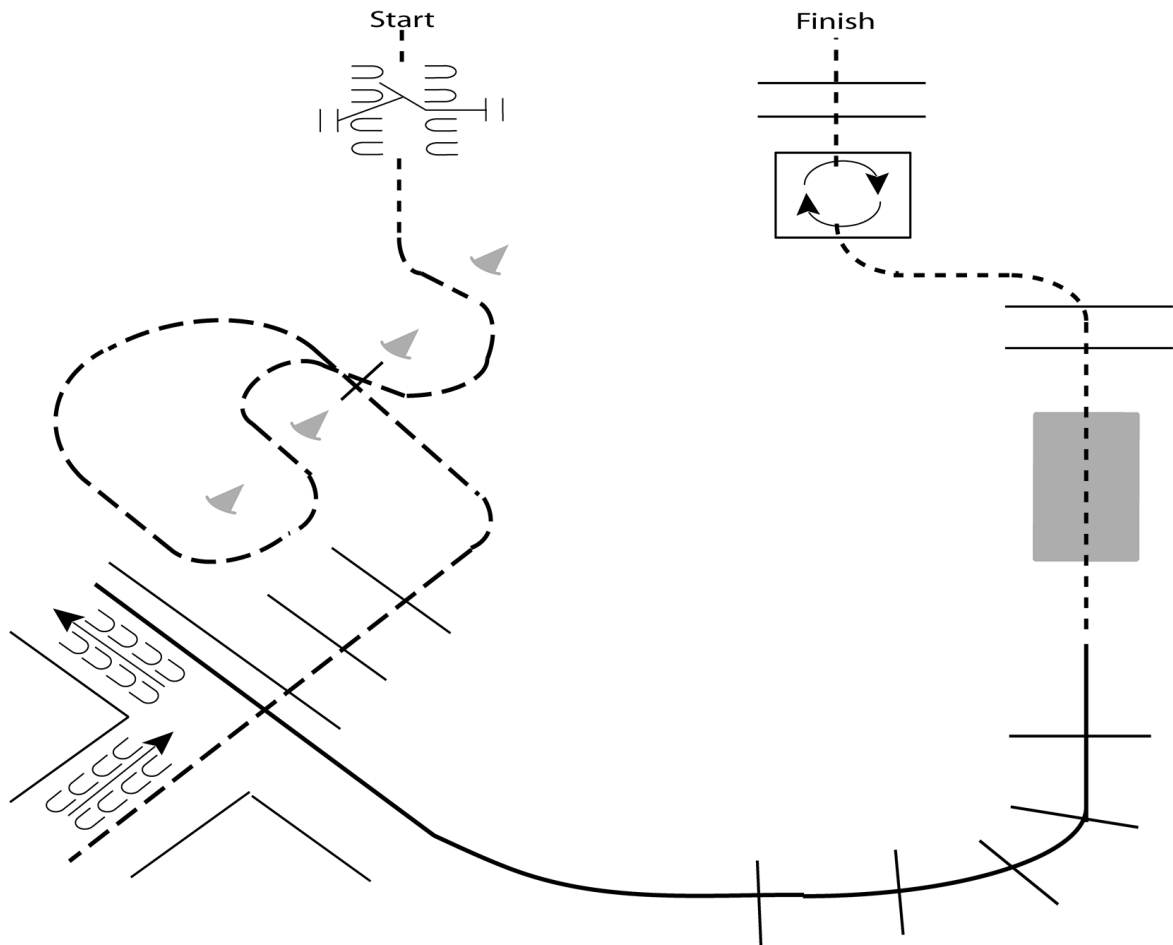
# Donna Ruth Memorial Horse Show

Senior, Amateur, SPB Amateur, Open, SPB Open

Show Date: 05-28-2023

www.HorseShowPatterns.com

www.HorseShowPatterns.com



1. Walk to and work gate.
2. Jog through cones, over pole and into chute.
3. Back the L.
4. Lope on the left lead over poles to bridge.
5. Walk over bridge and elevated poles.
6. Walk into box and perform a 360 degree turn to the right.
7. Walk out of box and over elevated poles to finish.

<b>Walk</b>	-----
<b>Jog</b>	-----
<b>Extended Jog</b>	-----
<b>Lope</b>	-----
<b>Leg Yield</b>	
<b>Lead Change</b>	—/—
<b>Back</b>	← u u u u u u
<b>Marker</b>	ⓑ
<b>Sidepass</b>	←-----→

[T/2-4]

**Pattern Provided by:**  
*Andrea Gutmann*

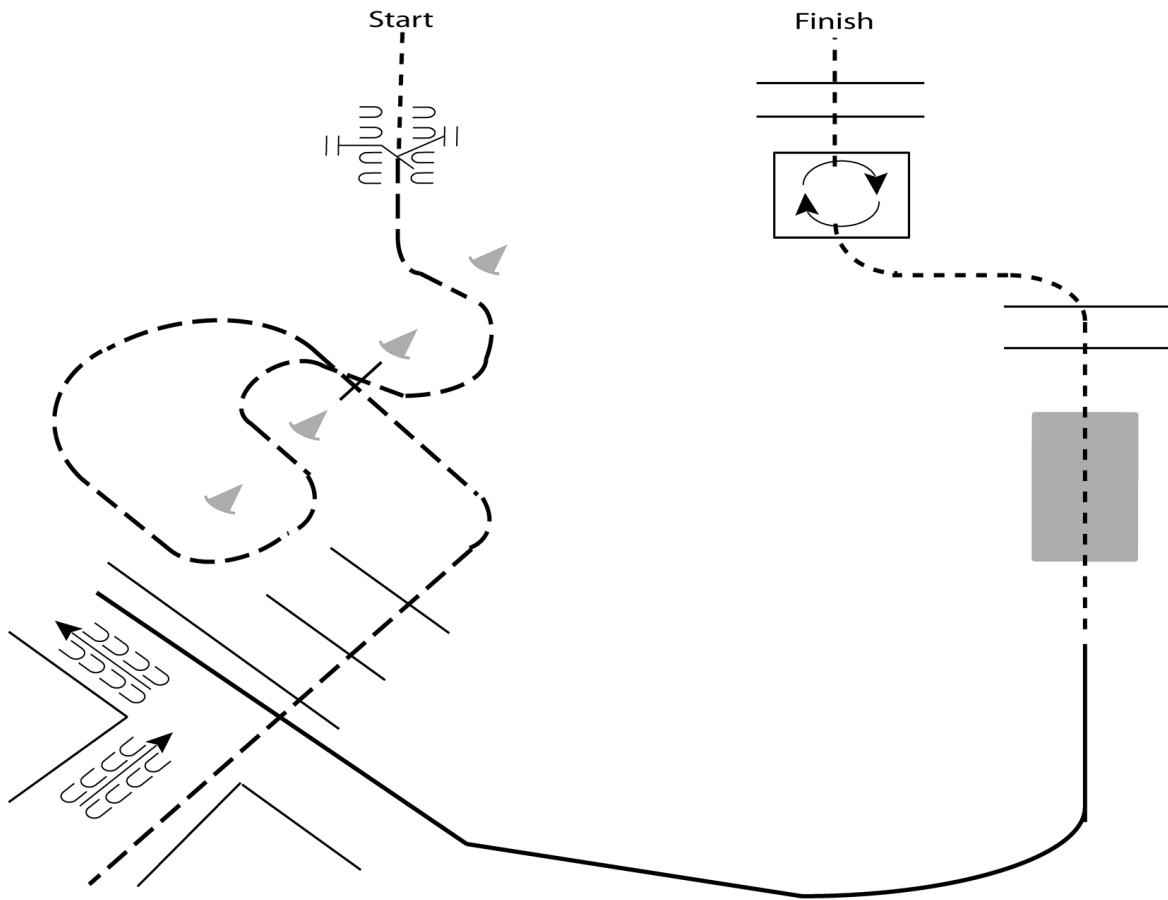
# Donna Ruth Memorial Horse Show

Youth, SPB Youth, Nov. Amateur

Show Date: 05-28-2023

www.HorseShowPatterns.com

www.HorseShowPatterns.com



1. Walk to and work gate.
2. Jog through cones and into chute.
3. Back the L.
4. Lope on the left lead to bridge.
5. Walk over bridge and elevated poles.
6. Walk into box and perform a 360 degree turn to the right.
7. Walk out of box and over elevated poles to finish.

<b>Walk</b>	-----
<b>Jog</b>	- - - - -
<b>Extended Jog</b>	- - - - -
<b>Lope</b>	—————
<b>Leg Yield</b>	
<b>Lead Change</b>	↘
<b>Back</b>	←←←←←
<b>Marker</b>	Ⓚ
<b>Sidepass</b>	←-----→

[T/1-4]

**Pattern Provided by:**  
*Andrea Gutmann*

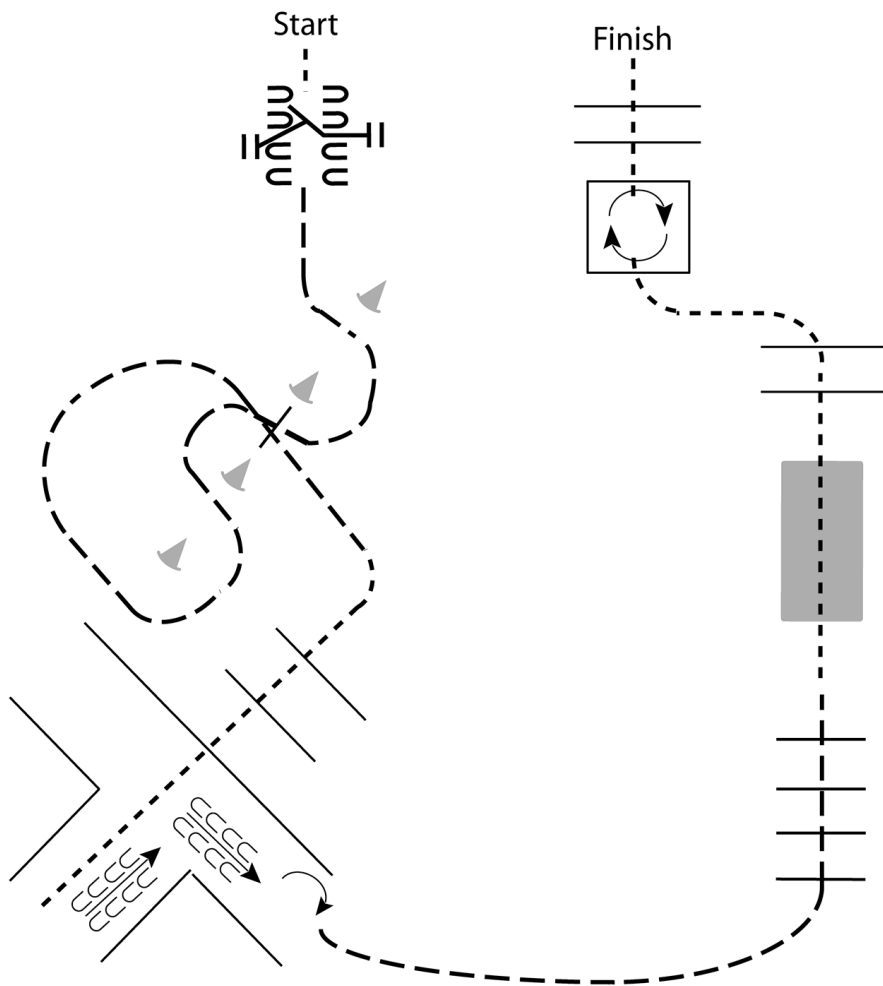
# Donna Ruth Memorial Horse Show

## Youth Walk Trot, Amateur Walk Trot

Show Date: 05-28-2023

w w w . H o r s e S h o w P a t t e r n s . c o m

w w w . H o r s e S h o w P a t t e r n s . c o m



1. Walk to and work gate.
2. Jog through cones.
3. Walk over poles into chute.
4. Back out of chute; turn 180 degrees right.
5. Jog over poles to bridge.
6. Walk over bridge and poles.
7. Walk into box and perform a 360 degree turn to the right.
8. Walk out of box and over poles.

<b>Walk</b>	-----
<b>Jog</b>	- - - - -
<b>Extended Jog</b>	- - - - -
<b>Lope</b>	—————
<b>Leg Yield</b>	
<b>Lead Change</b>	— / —
<b>Back</b>	← ← ← ← ←
<b>Marker</b>	Ⓚ
<b>Sidepass</b>	← — — — — →

[TWT-2]

**Pattern Provided by:**  
*Andrea Gutmann*

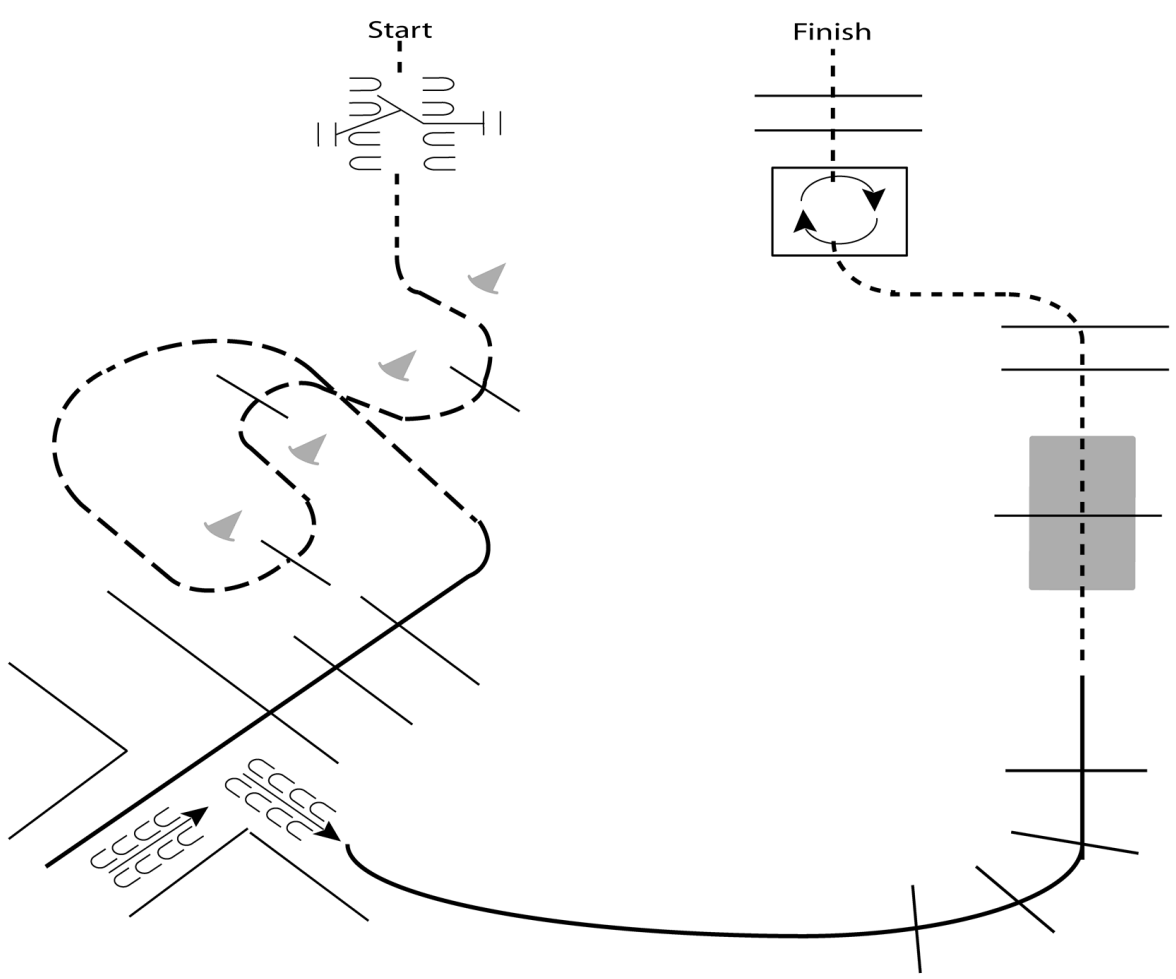
# Donna Ruth Memorial Horse Show

## Donna Ruth Open Trail Stake

Show Date: 05-28-2023

www.HorseShowPatterns.com

www.HorseShowPatterns.com



1. Walk to and work gate
2. Jog through cones and over elevated poles
3. Lope on the right lead over the poles and into the chute
4. Back out of chute
5. Lope on the left lead over poles to bridge
6. Walk over bridge and elevated poles
7. Walk into box and perform a 360 degree turn to the right
8. Walk out of box and over elevated poles

Walk	-----
Jog	- - - - -
Extended Jog	- - - - -
Lope	=====
Leg Yield	
Lead Change	↖ ↗
Back	← ← ←
Marker	Ⓚ
Sidepass	← ← ←

[T/3-1]

**Pattern Provided by:**  
*Andrea Gutmann*