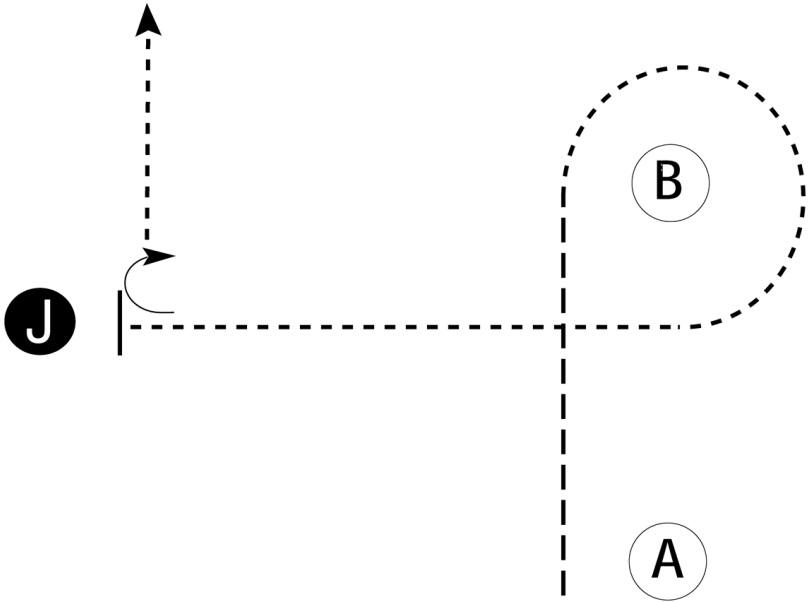


# Donna Ruth Memorial Horse Show

## Showmanship (Walk Trot)

Show Date: 06/02/2024



Be ready at A.

WALK

1. ~~Trot~~ from A to B.
2. Walk around B and to judge.
3. Stop and set up for inspection.
4. When dismissed, perform a 90 degree turn and walk away.

Follow the instructions of your ring steward.

Walk	-----
Trot	- - - - -
Back	←
Marker	⊙ B
Judge	● J

[S/WT-55]

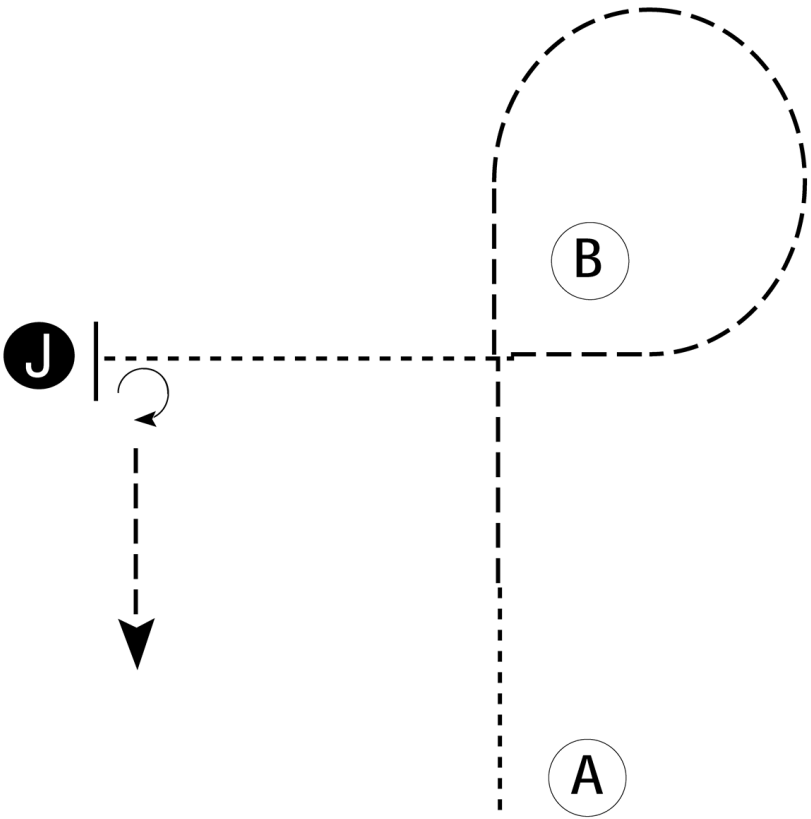
Pattern Provided by:

Melissa Sexton

# Donna Ruth Memorial Horse Show

## Showmanship (All )

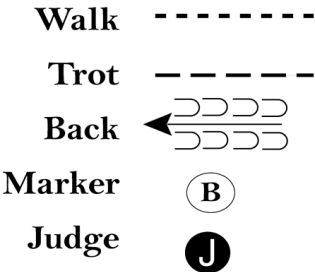
Show Date: 06/02/2024



Be ready at A.

1. Walk halfway to B.
2. Trot to and around B as shown.
3. When just past B, walk to judge and set up for inspection.
4. When dismissed, perform a 270 degree turn and trot away.

Follow the instructions of your ring steward.



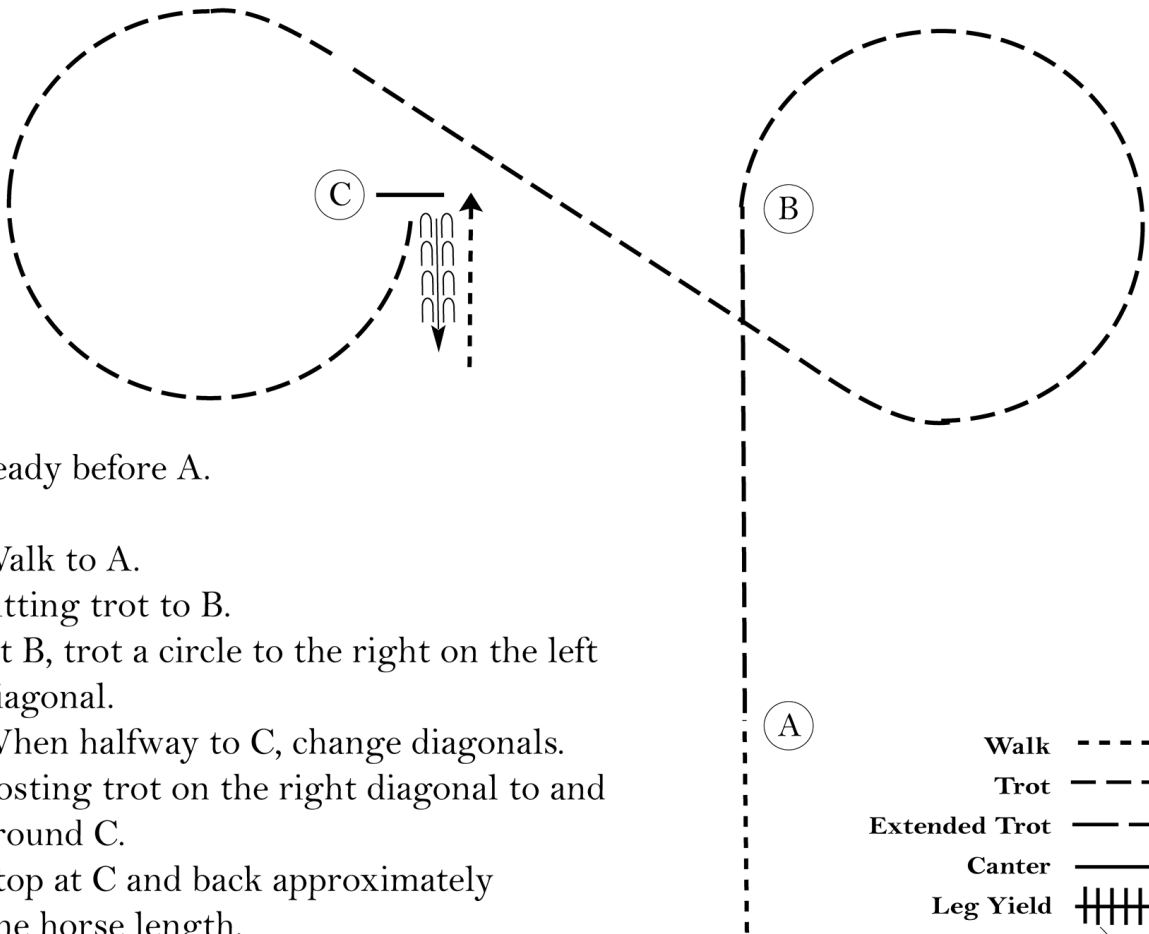
[S/1-79]

Pattern Provided by:  
*Melissa Sexton*

# Donna Ruth Memorial Horse Show

## Hunt Seat Equitation (Walk Trot)

Show Date: 06/02/2024



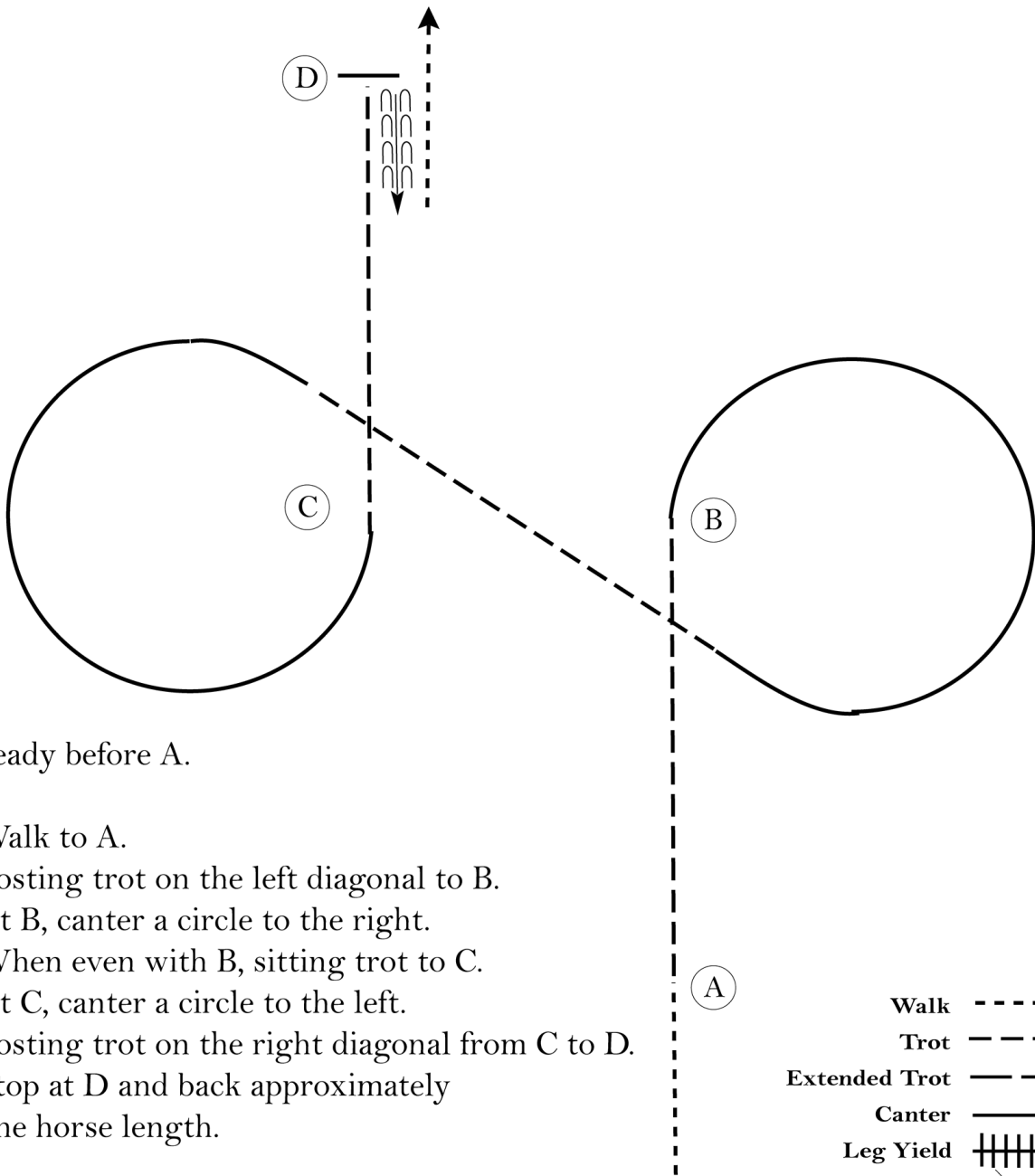
[HSE/WT-41]

Pattern Provided by:  
*Melissa Sexton*

# Donna Ruth Memorial Horse Show

## Hunt Seat Equitation (All )

Show Date: 06/02/2024



Be ready before A.

1. Walk to A.
2. Posting trot on the left diagonal to B.
3. At B, canter a circle to the right.
4. When even with B, sitting trot to C.
5. At C, canter a circle to the left.
6. Posting trot on the right diagonal from C to D.
7. Stop at D and back approximately one horse length.

Exit at a walk.

Follow the instructions of your ring steward.

Walk	-----
Trot	- - - - -
Extended Trot	- - - - -
Canter	=====
Leg Yield	
Lead Change	
Back	←←←←←
Marker	(B)
Sidepass	↖↗
Hand Gallop	=====

[HSE/1-41]

Pattern Provided by:

*Melissa Sexton*

# Donna Ruth Memorial Horse Show

## Western Horsemanship (Walk Trot)

Show Date: 06/02/2024



Be ready at A.

1. Extended trot from A to B.
2. Slow to a jog and jog to and around C.
3. Jog halfway to D.
4. Walk to D.
5. Stop and back approximately one horse length.

Follow the instructions of your ring steward.

Walk	-----
Jog	- - - - -
Extended Jog	— — — —
Lope	
Lead Change	
Back	
Marker	(B)

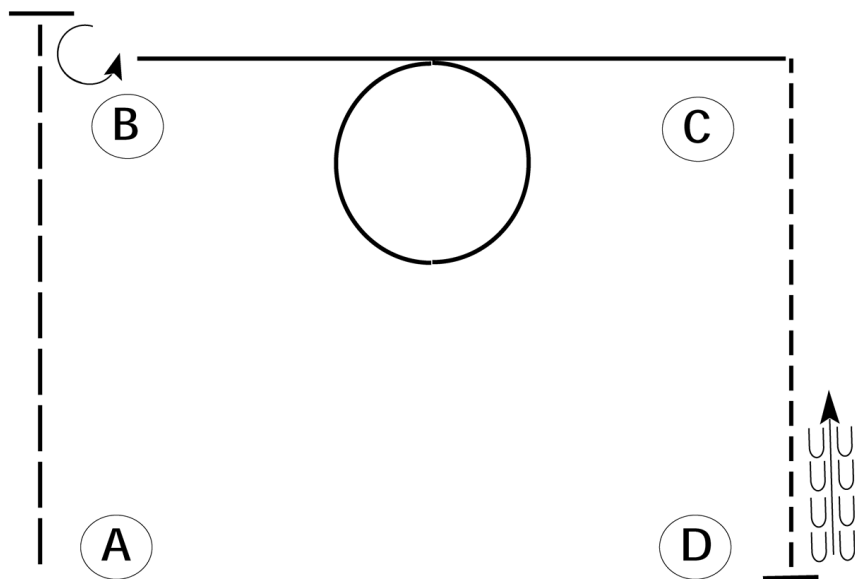
[WH/WT-89]

Pattern Provided by:  
*Melissa Sexton*

# Donna Ruth Memorial Horse Show

## Western Horsemanship (All)

Show Date: 06/02/2024



Be ready at A.

1. Extended trot from A past B.
2. Stop past B and perform a 270 degree turn to the left.
3. Lope on the right lead halfway to C.
4. Perform a small, slow circle to the right.
5. Continue to lope past C.
6. Jog to D.
7. Stop and back approximately one horse length.

Follow the instructions of your ring steward.

Walk	-----
Jog	-----
Extended Jog	-----
Lope	-----
Lead Change	
Back	
Marker	

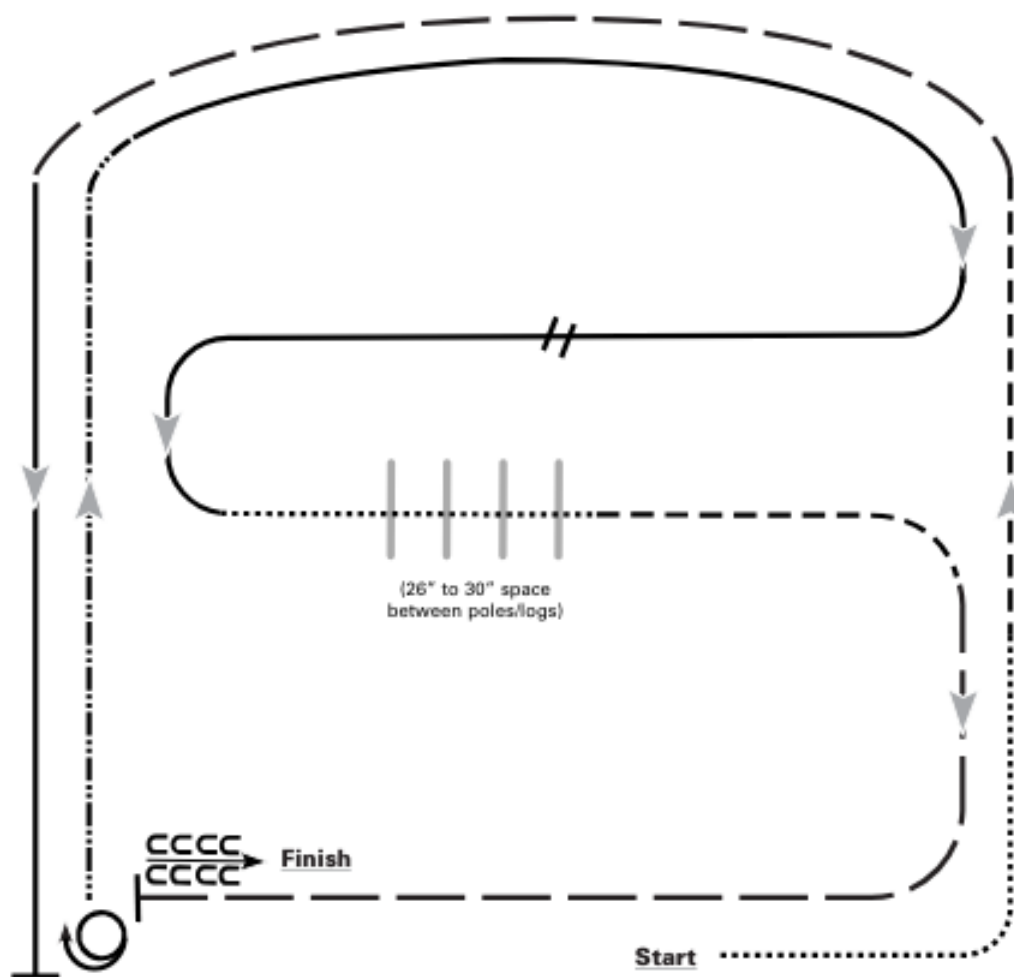
[WH/1-89]

Pattern Provided by:

*Melissa Sexton*

# RANCH PLEASURE - ALL CLASSES\*

See instructions for WALK TROT



1. Walk
2. Trot
3. Extended trot
4. Left lead lope
5. Stop, 1½ turn right
6. Extended lope
7. Collect to working lope (right lead)
8. Change leads (simple or flying)
9. Walk
10. Walk over logs
11. Trot
12. Extend trot
13. Stop and back

## WALK TROT ONLY

1. Walk
2. Trot
3. Extended Trot
4. Trot
5. Sop, 1 1/2 turn right
6. Extended trot
7. Collect to trot
8. Extend trot
9. Walk
10. Walk over logs
11. Trot
12. Extended trot
13. Stop & Back

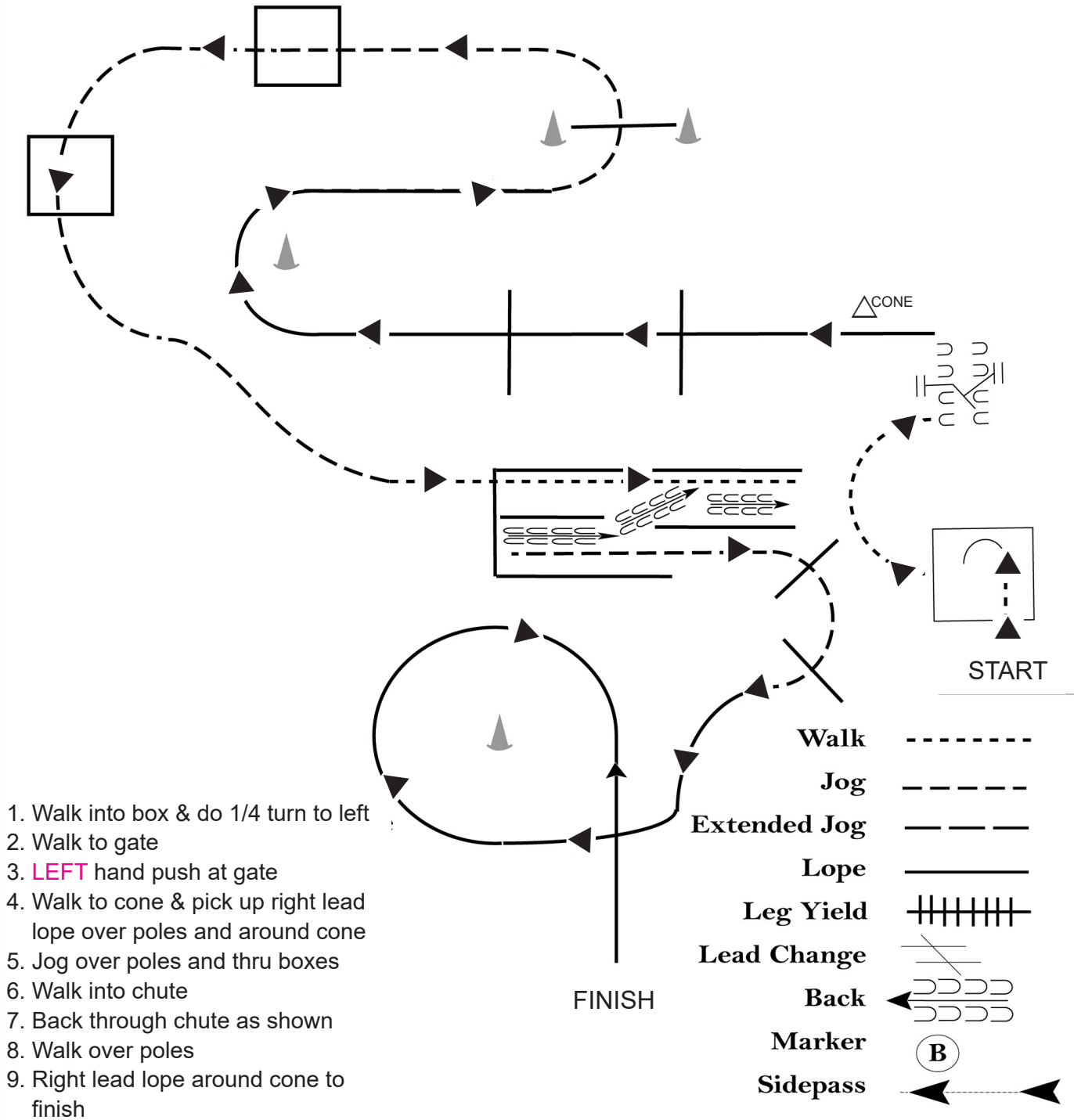
# Donna Ruth Memorial Horse Show

**Trail** [WT to jog the lopes]

Show Date: 06/02/2024

www.HorseShowPatterns.com

www.HorseShowPatterns.com



[T/1-10]

Pattern Provided by:

*Melissa Sexton*



